



# Co-Teaching & Challenges with Equity: 5 Co-Teaching Models

- To effectively co-teach we need 3 components:
  - co-planning
  - co-instructing
  - co-assessing
- How can we use two teachers to the maximum benefit of students?

Best when:

- Planned
- Consistent
- More vs. less
- Purposeful

# **5 Co-teaching Models:**

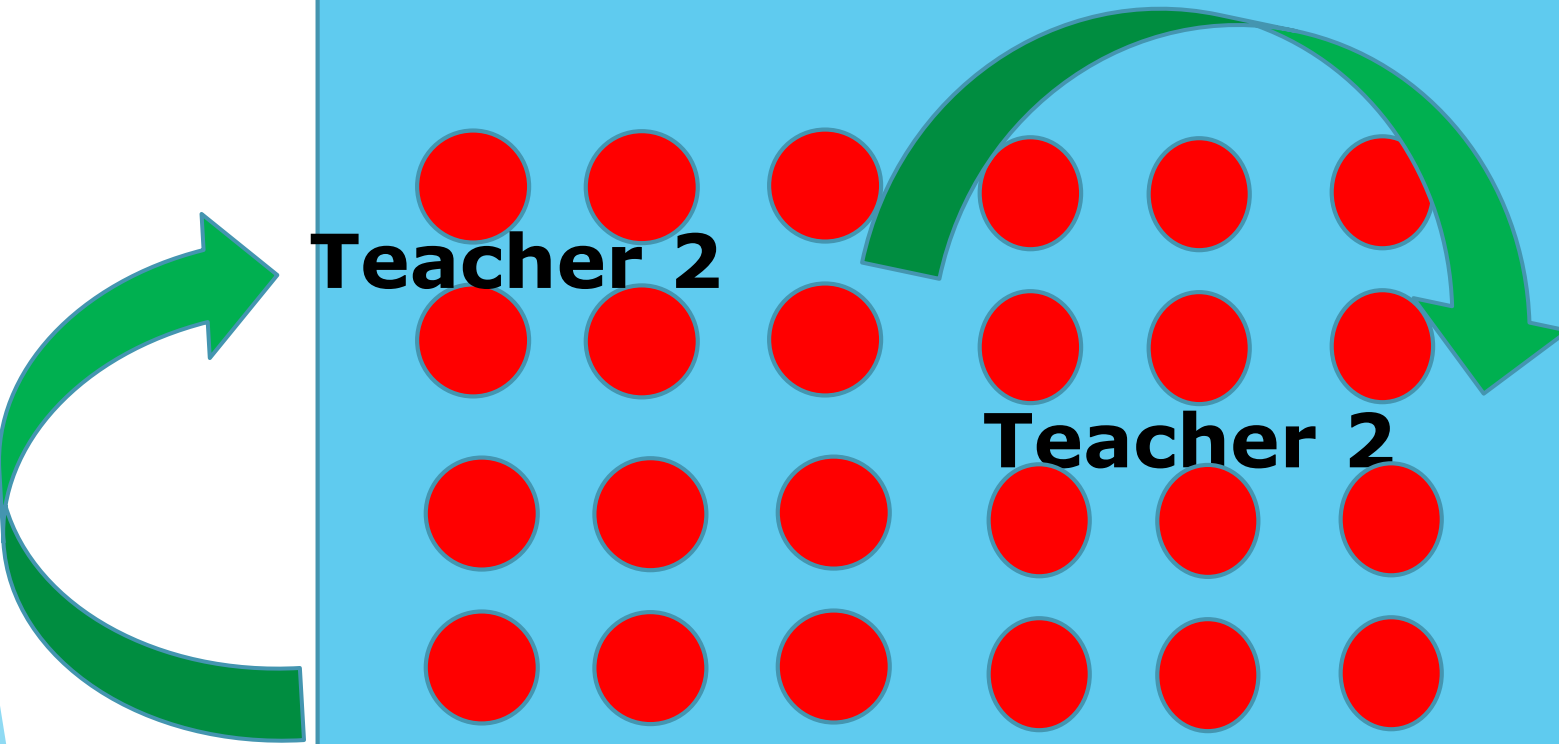
- **One Lead One Support**
- **Team Teaching**
- **Parallel Teaching**
- **Alternative Teaching**
- **Station Teaching**

**Teacher 1**

**Teacher 2**


**Teacher 2**

**Teacher 2**




**One Lead One Support:** One teacher leading the lesson while the other teacher is moving around the classroom providing support where needed.

## Teacher 1




## Teacher 2



**Alternative Teaching:** One teacher teaches the larger group, the other teacher is teaching a smaller group. **BE CAREFUL** that the smaller group is not always the same group of students!


**Teacher 1**

**Teacher 2**




**Team Teaching:** Both teachers teaching to the whole class at the same time.

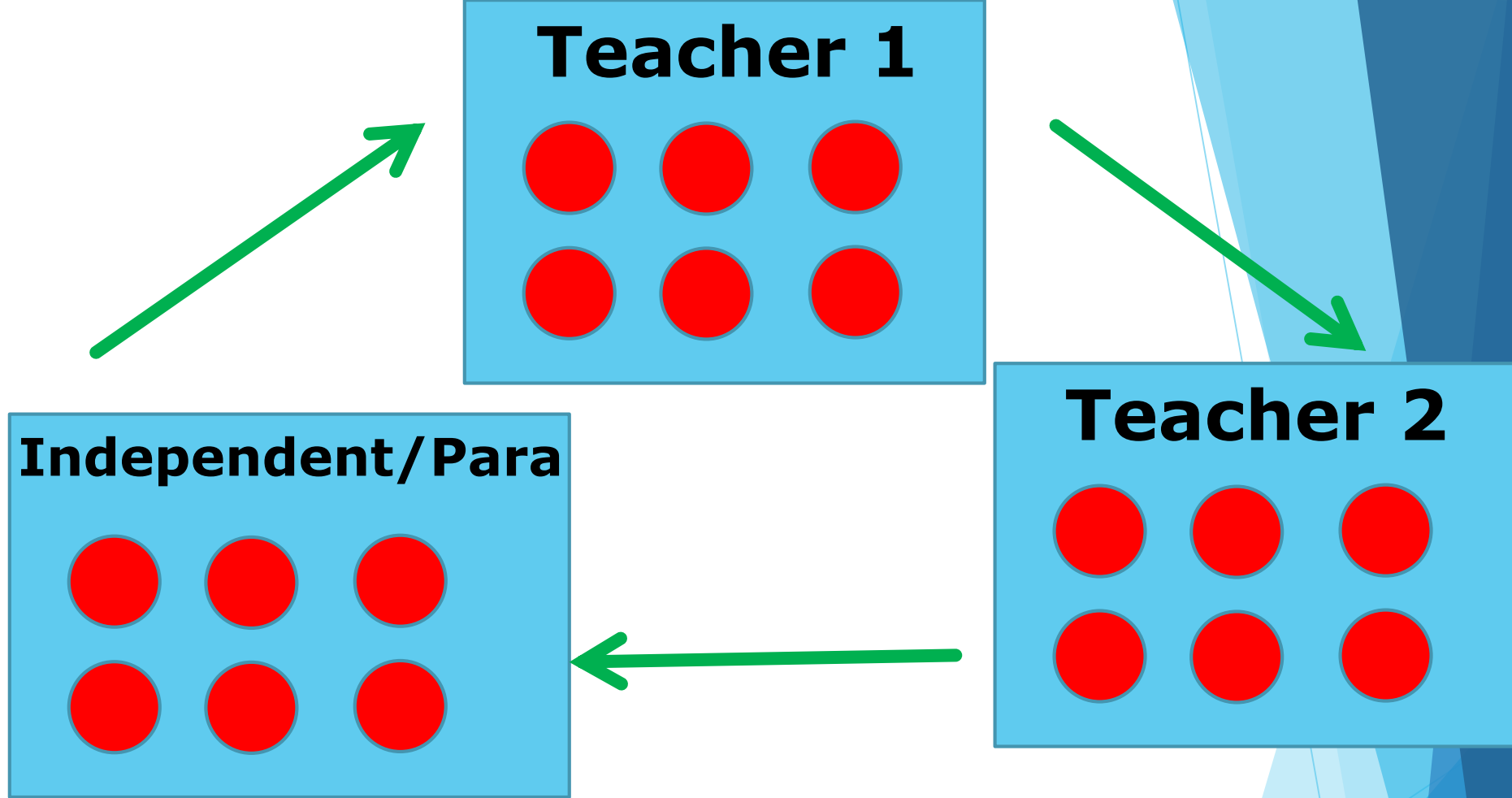
## Teacher 1



## Teacher 2



**Parallel Teaching:** Both teaching about same topic, but with smaller groups of students.



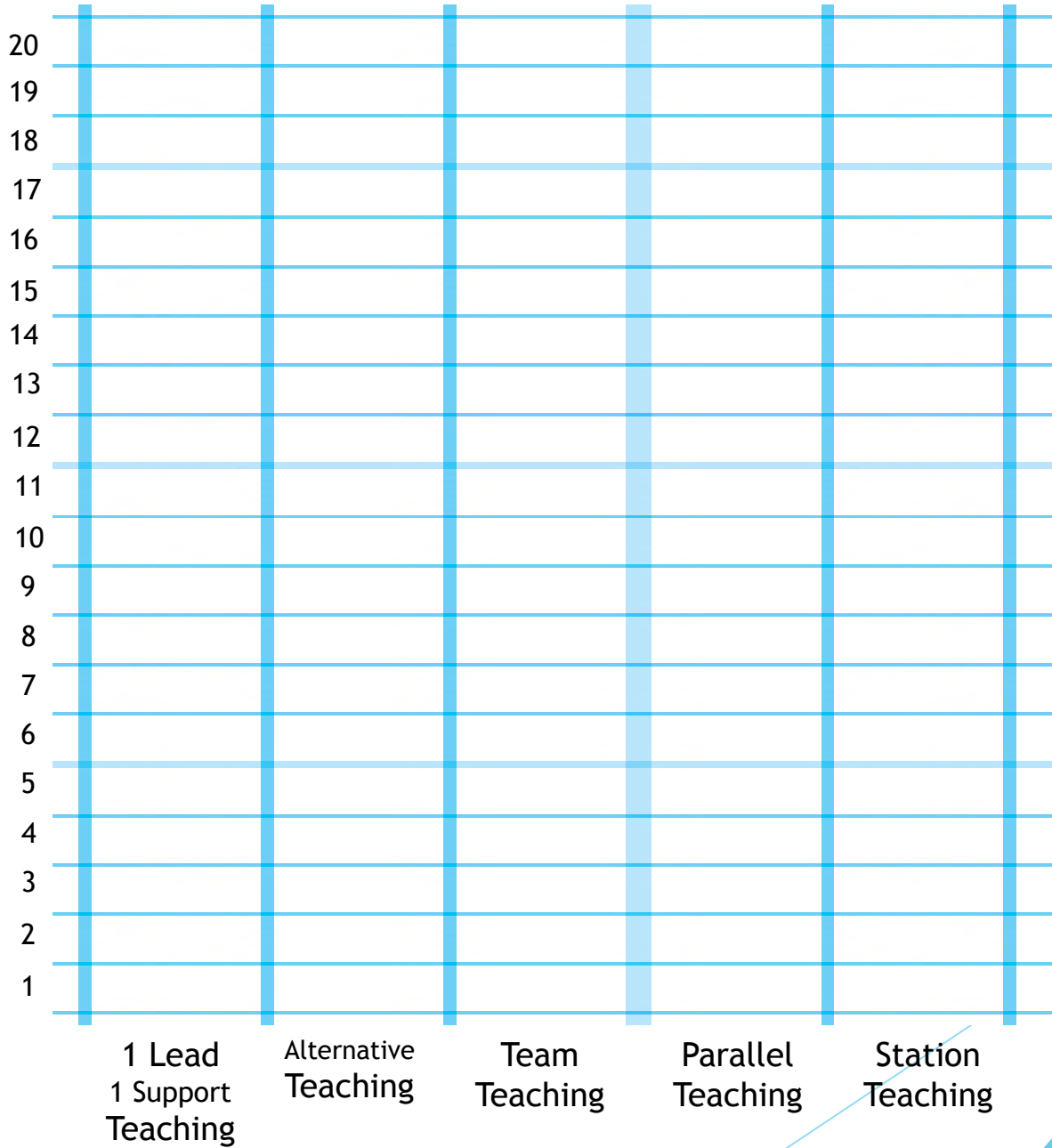
**Station Teaching:** Each teacher teaches specific content to smaller group of students that is repeated as students move through each station.

**\*\*Think Centers\*\***



# Equitable Use of Co-Teaching Models Graph

Days in Past Month



# Topics of Discussion:

1. What are 3 current instructional challenges you face in your classroom? What co-teaching model can support the challenge?

Instructional Challenge:	Co-Teaching Model:
1.	1.
2.	2.
3.	3.

2. What are 3 learning needs of students in your classroom? What co-teaching model can support the challenge?

Student Learning Needs :	Co-Teaching Model:
1.	1.
2.	2.
3.	3.