

Teaching For and With

S  **CIAL JUSTICE**

Rosalie Arndt and Joseph Bolz

@RosalieArndt @JosephBolz



**Who
Are We?**



Stay Connected!

Keep the Comments Coming! Tweet us during the session at:

#ecet2 #18



Rated SJ – Only suitable for those 18 and older who are fighting to make a difference!

Objectives

Objective 1: All teachers will be able to create a working definition of “social justice” through whole and small group discussions.

Objective 2: All teachers will be able to self-assess their current usings of social justice as well as create their own desired state through self-reflection and discussions.

Objective 3: All teachers will be able to produce a plan to set the precedents for the start of the new school year that will allow them to teach with and for social justice.

Objective 4: All teachers will create and maintain viable interpersonal connections within the participants of this session to continually support one another’s work through use of social media platforms.

SJ 18#

What do you hope to get from this session?

Norms

Comfortable with Discomfort

Snaps

Love first

We are all participants, we are all teachers



Other Suggestions?

I Am From by You



- 1. Write your own poem**
- 2. Share with your small group**
- 3. Volunteers to share with whole group**
- 4. How might an activity like this benefit your classroom and/or school?**

SJ 18#

Reactions to the “I Am From” Poems!

I Am From in Action!




What is Social Justice?

A stack of several books is shown, with the top one open. The pages are a warm, yellowish-brown color, suggesting age. The books are stacked in a slightly offset manner, creating a sense of depth. The background is a soft, out-of-focus light brown.

SJ 18#

How do you define Social Justice?

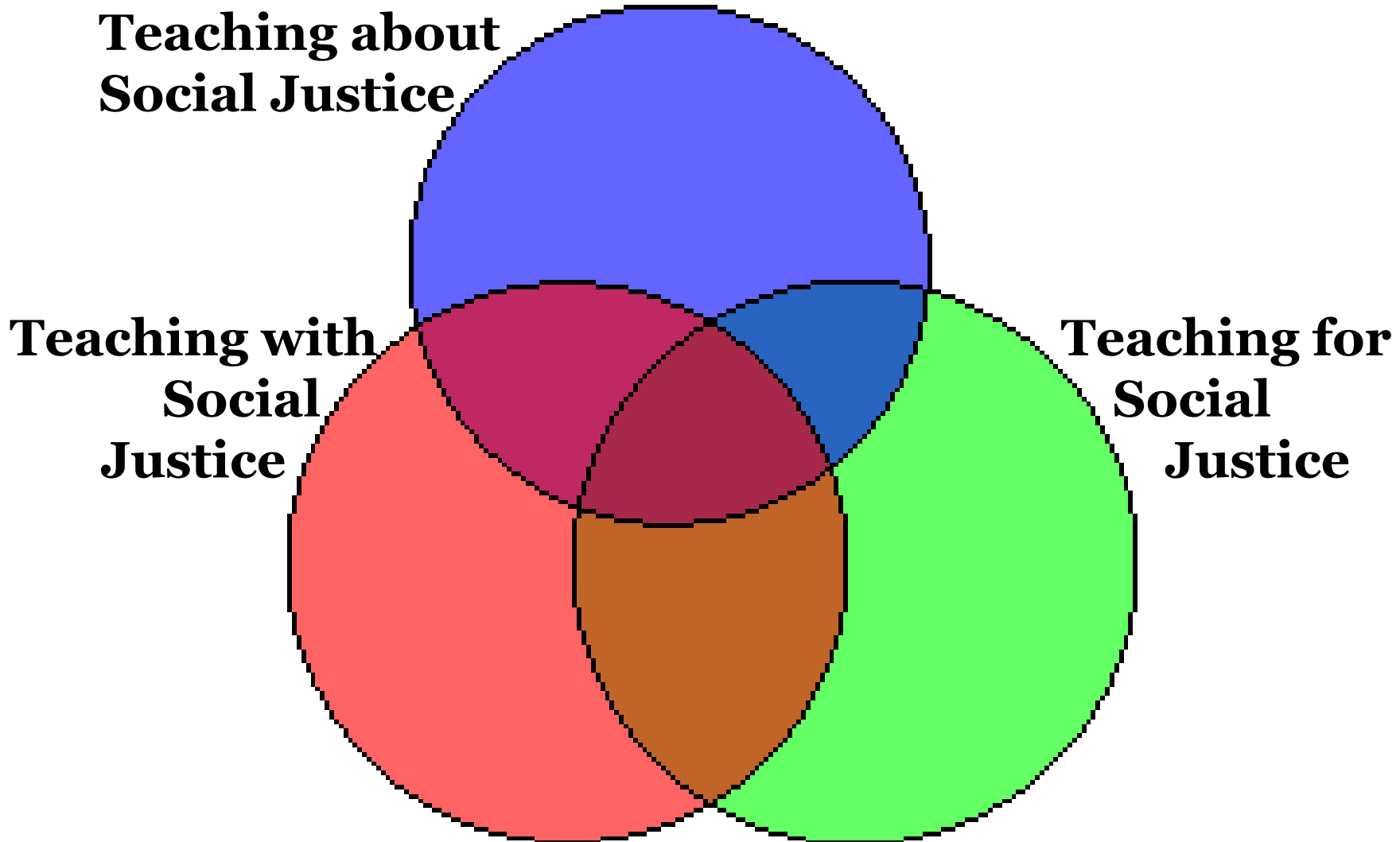
Why Social Justice?



SJ 18#

Thoughts on why social justice?

The Three Levels of Social Justice



Where are you?

**Self-assess your current teachings
with and for social justice.**

**Compare with your group the
stories they have shared – what
have you learned?**

SJ 18#

What have you learned so far?

Teaching For and With

S  **CIAL JUSTICE**

Session 2

Rosalie Arndt and Joseph Bolz

@RosalieArndt @JosephBolz



I Am From by You

A time to refine our work here...



SJ 18#

Reactions to the “I Am From” Poems!

Partner Brainstorm

1. 5 Minute Brainstorm (on your own) using the top box on Page 5.

2. Choose a partner A and B. Partner A will spend 2 minutes sharing their list.

3. Partner B will have 2 minutes to ask clarifying questions.

4. Partner B will have 2 minutes to give feedback while Partner A takes notes (middle box Page 5).

5. Switch partners and repeat the process.

6. Use the last 5 minutes to create actionable steps in the Last Box on Page

5.



**Now, what do you think Social
Justice is?**

SJ 18#

**How has your definition of Social Justice
changed?**

WORK TIME!



Now is the time for you to work...

... on your poem

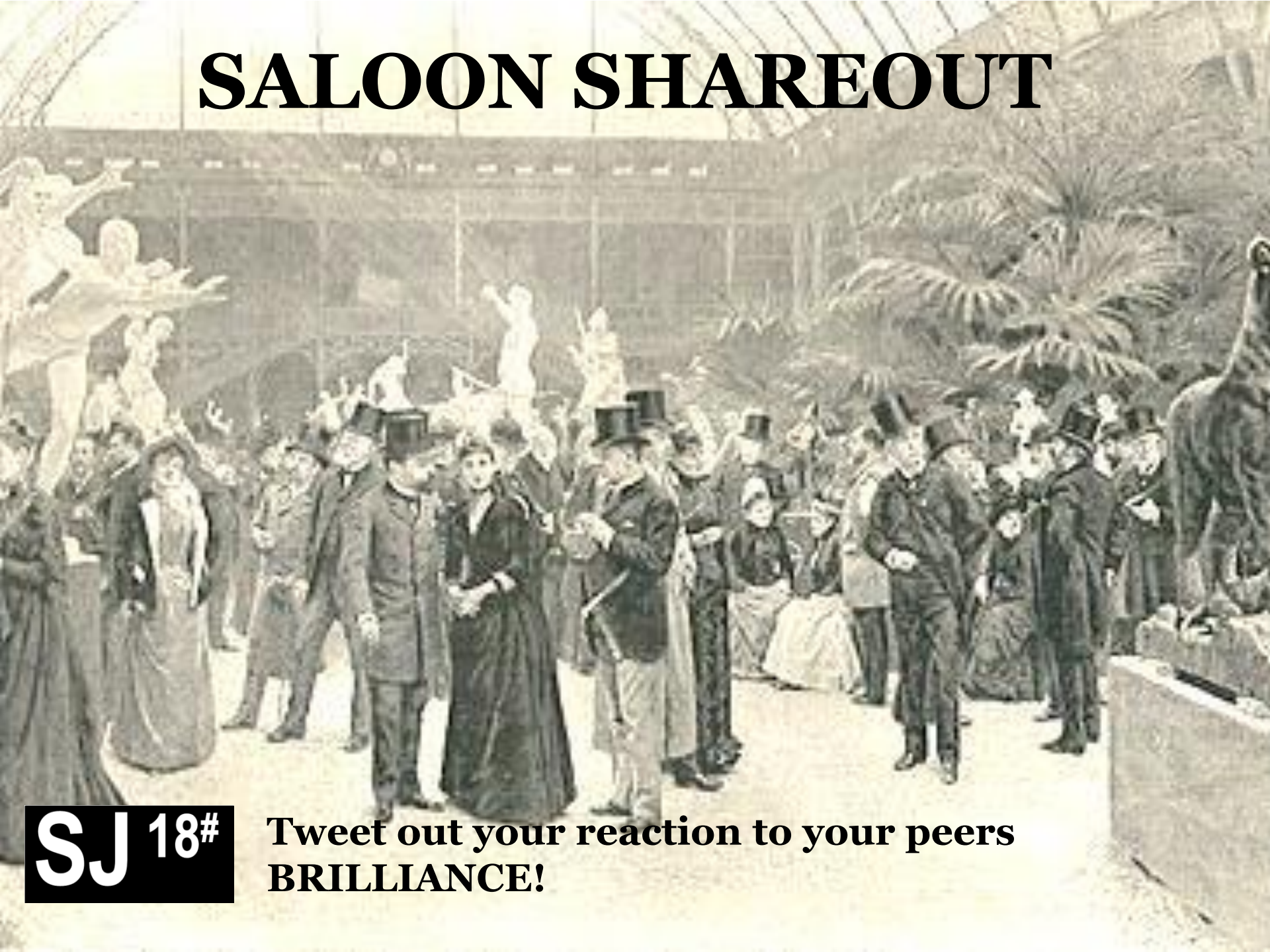
... on your vision plan

**Feel free to use fellow
participants and the
presenters as a resource.**

SJ 18#

**You can also tweet out questions so others
here can help you!**

SALOON SHAREOUT



SJ 18#

**Tweet out your reaction to your peers
BRILLIANCE!**

Landing and Bringing it Back!

#ecet2

#18

#BIB



Harness the power of ECET2 in one of the following ways:

- Set up reminders for you to hold your shoulder buddy/group members accountable
- Create a Social Media Group dedicated to your actions from this session
- Tweet your action plan to at least three group members
- You come up with your own unique plan

We just wanted to give you all...



Rosalie Arndt

and

Joseph Bolz

@RosalieArndt

@JosephBolz

rarndt@striveprep.org

joseph_bolz@dpsk12.org